




CP12-BLACK**Chapel 1 Light Flush Lantern - Black**

DETAILS	
BRAND	Elstead Lighting
FAMILY	Chapel
SUITABLE LOCATION	Exterior
GUARANTEE	10 Year Anti Corrosion Guarantee
IP RATING	IP44
FINISH	Black
FITTING HEIGHT	165mm
WIDTH	300mm
POWER SOURCE	Mains Voltage
VOLTAGE	220-240v 50hz
MAXIMUM WATTAGE	60W
NUMBER OF LAMPS	1
SOCKET	E27
INTEGRATED LED	No
CLASS	Class I
BUILD MATERIALS	Cast Aluminium, Polycarbonate
DIMMABLE FITTING	Compatible With Dimmable Lamps
PRODUCT WEIGHT	1.89kg
BOX DIMENSIONS	35 X 24 X 26cm
BOX WEIGHT	2.10 Kg

**PRODUCT DETAILS**

Simple yet classic lines are the trademark of the Chapel range. Manufactured from die-cast aluminium these fittings are offered in a Black finish. IP44 rated. Made in England.

**Elstead Lighting**

Elstead Lighting
Elstead House
Mill Lane
Alton, GU34 2QJ,
United Kingdom

Phone

+48 124441091

Email

enquiries@elsteadlighting.com